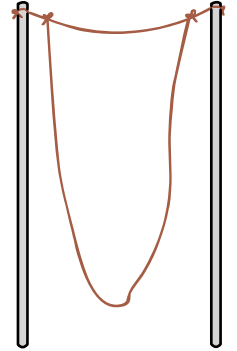


GIANT SOAP-BUBBLES

You will need:

- a plastic box or bowl that holds at least 10 l
- two sticks (kids 50 cm / Grown-Up 1 m or longer)
- absorbent string (kids 50 cm & 1 m / Grown-Up 1 m & 2 m)
- soap solution

Tie the shorter of the two strings to one end of each stick. In order to make it last longer either drill a hole to attach strings or make a groove around. Take the second string and attach it with a distance of approximately 3-5 cm to the sticks at the other string.



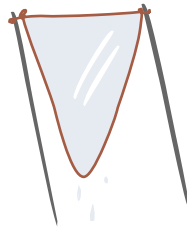
Time to bubble!



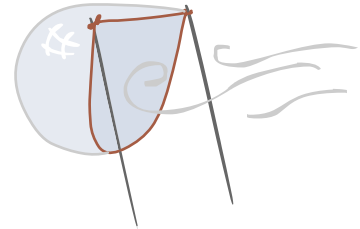
emerge



- take out



- open slowly



- try to use the wind or walk backwards

Dissolve **500 gr of sugar** in **1 liter** of warm **water**. Mix **1 l rinsing agent** with **another liter of water**, then slowly fill up the solution with **5 more liters of water**. In the end, add **100 ml of glycerin**. Allow to stand overnight up to a few days for best results.

If possible, use distilled water.