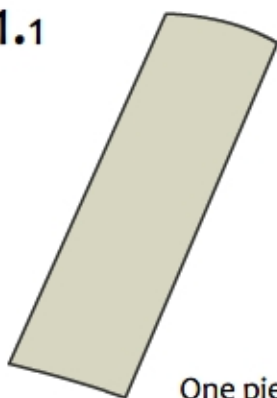
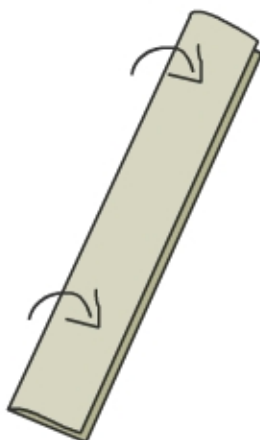


1.1



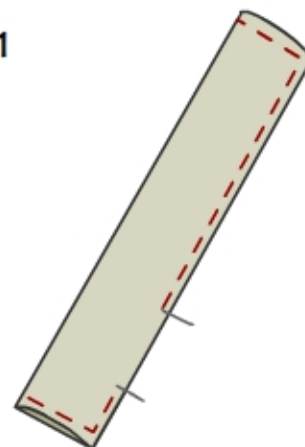
One piece of cloth:
Width: from 6 - 20 cm
Length: circumference of your neck + 4 cm

2.1



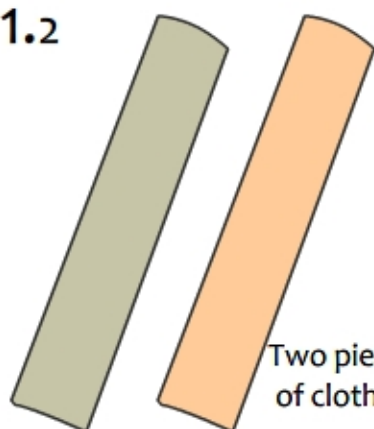
Fold in half, make sure the right side of the cloth is inside.

3.1



Sew shut and leave opening. If necessary cut edges clean.

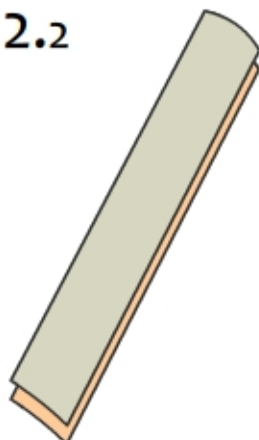
1.2



Two pieces of cloth:

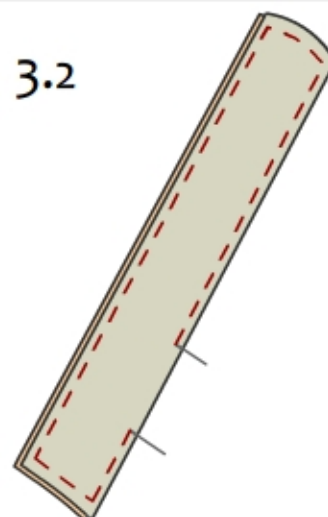
Width: from 6 - 20 cm
Length: circumference of your neck + 4 cm

2.2



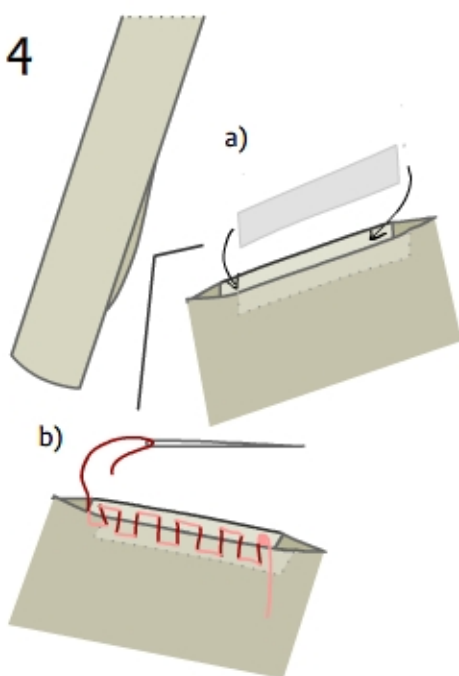
Place on top of each other with the right sides facing inside

3.2



Sew shut and leave opening. If necessary cut edges clean.

4



Turn inside out and close opening:
a) fusible tape
b) blind stitch by hand

5

Apply snap-buttons.



Use decorative snap-buttons, eg. with mother of pearl inlays.

Make one for your dog, too!



Done!



Apply some decorative charms (ribbons, beads, flowers, buttons) to make yours stand out. Vary in width.